

High Recovery of Nucleic Acids with Superior Yield and Purity

Agencourt FormaPure System

Total Nucleic Acid Extraction from FFPE Tissue Samples

Genomics
Proteomics
Cell Analysis
Particle Characterization
Centrifugation
Lab Automation
Bioseparation
Lab Tools

The Agencourt FormaPure system provides a simple, automation-friendly process for extracting total RNO or total nucleic acid from Formalin-Fixed, Paraffin-Embedded (FFPE) tissue samples. By utilizing the patented Agencourt Solid Phase Reversible Immobilization (SPRI) paramagnetic bead-based technology, the Agencourt FormaPure system does not require vacuum filtration, centrifugation, or organic solvents such as phenol or xylene. Researchers can go from paraffin digestion to total nucleic acid extraction in about 4 hours (without setup) for 96 samples in a multi-well format utilizing the Beckman Coulter Biomek NX^P Span-8 Laboratory Automation Workstation. Recoveries are consistently higher than competitive techniques.

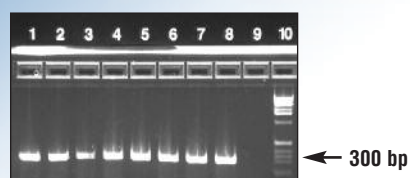
Key Features:

- Consistent, superior yield and purity of RNA or total nucleic acid
- Same reagents used for recovery of RNA or total nucleic acid
- No centrifugation, vacuum filtration, or solvents required
- Supports automated or manual processing
- One 96-well plate processed in about 4 hours (includes paraffin digestion step)

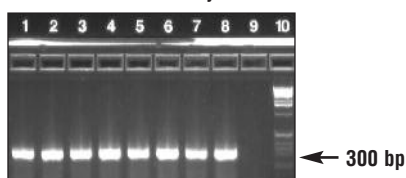
Recovery of Fragmented Nucleic Acid

The fixation of tissue samples in formaldehyde can cause extensive crosslinking of tissue components. Quality of nucleic acid will vary depending on a variety of factors, including how the formalin-fixation process was carried out, age of sample, storage conditions, etc. As seen in Figure 1, nucleic acid from a variety of FFPE sample types and ages was isolated using the Agencourt FormaPure process and successfully amplified by PCR[†].

Human liver tumor – 6 months old



Human colon tumor – 1 year old



Human lung tissue – 2 years old

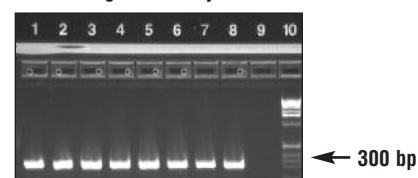


Figure 1. Total nucleic acid was isolated from 5 micron sections for each tissue. Elution volume was 40 μ L. Two (2) μ L of eluted product was used in a 20 μ L PCR reaction (45 cycles) to amplify a 300 bp region of the GAPDH Gene. A 10 μ L sample was electrophoresed on a 2% agarose gel. Lane 9 contains the negative control. Lane 10 contains a 1 kb ladder.

Consistent RNA Purity

The Agencourt FormaPure system provides consistent RNA yield and purity. Table 1 shows data for RNA recovered from five FFPE rat lung biological replicates which were purified using Agencourt FormaPure. Consistent ratios ranging from 1.79 to

1.83 for 260/280 and 1.06 to 1.21 for 260/230 are observed. Agilent* bioanalyzer traces from the same samples show consistent RNA purity and fragment recovery (Figure 2), with 18s and 28s bands clearly observed.

Table 1

Rat Lung Replicates	OD 260/280	OD 260/230	RNA		
			Concentration (ng/μL)	Volume (μL)	Amount (μg)
1	1.79	1.21	288.99	35.00	10.11
2	1.83	1.14	439.80	35.00	15.39
3	1.79	1.07	538.57	35.00	18.85
4	1.80	1.10	629.80	35.00	22.04
5	1.80	1.06	513.13	35.00	17.96

Beta site data for RNA purified from FFPE rat lung tissues using Agencourt FormaPure. One 10 micron section was used for each replicate.

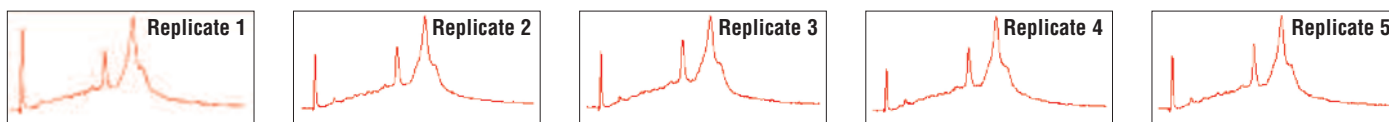


Figure 2. Agilent bioanalyzer traces of RNA prepared from several FFPE rat lung tissues using the Agencourt FormaPure system. All samples were treated with DNase I.

Summary

The Agencourt FormaPure system can extract both RNA and total nucleic acid and offers superior yield and purity in an automation-friendly process. This technology can purify nucleic acids from a wide variety of tissue types for utilization in techniques such as SNP genotyping, gene expression, and sequencing. With the utilization of paramagnetic beads, no centrifugation, vacuum filtration or chemical solvents are required. The Agencourt FormaPure system, along with the Beckman Coulter Biomek NX^P Span-8 Laboratory Automation Workstation, helps to answer today's most comprehensive biological questions.

Kit Components

- Lysis Buffer
- Bind I Buffer
- Bind II Buffer
- Wash Buffer
- Proteinase K
- Proteinase K Buffer



Ordering Information

For more information, please visit our website at www.agencourt.com or contact your local sales representative.

Product	Size	Product #
Agencourt FormaPure Kit - Small	50 preps	A33341
Agencourt FormaPure Kit - Medium	96 preps	A33342
Agencourt FormaPure Kit - Large	384 preps	A33343

Related Products	Size	Product #
Agencourt RNAAdvance Tissue Kit - Medium	96 preps	A32649
Agencourt SPRIPlate Ring Super Magnet Plate		A32782
Agencourt SPRIStand - Magnetic 6-tube Stand		A29182
Agencourt FormaPure Span-8 Method		A35556

* Trademarks are property of their respective owners.

† The PCR process is covered by patents owned by Roche Molecular Systems, Inc., and F. Hoffman-La Roche, Ltd.

Beckman Coulter, the stylized logo, Agencourt, Biomek, FormaPure, RNAAdvance, SPRI, SPRIPlate and SPRIStand are registered trademarks of Beckman Coulter, Inc.

Australia, Gladesville (61) 2 9844 6000 Belgium (00) 32 9243 7710 Brazil, Sao Paulo (55) 11 3862 5049 China, Beijing (86) 10 6515 6028
 China, Shanghai (86) 21 6340 7160 Czech Republic, Prague (420) 272 017 332 Denmark (45) 4594 2000
 Eastern Europe, Middle East, North Africa, South West Asia, Switzerland (41) 0800 850 810 Finland, Helsinki (358) 9 530 8000
 France, Villepinte (33) 1 49 90 90 00 Germany, Luxembourg 49 21 513335 Hong Kong (852) 2240 6255 India, Mumbai (91) 22 3080 5000
 Italy, Cassina de' Pecchi, Milan (39) 02 953921 Japan, Tokyo (81) 3 6745 4704 Korea, Seoul (82) 2 5471758 Malaysia, Selangor (60) 3 5621 4793
 Mexico, Mexico City (001) 52 5250 0850 Norway, Sweden (46) 8 564 85 900 Singapore (65) 6340 7168
 South Africa/Sub-Saharan Africa, Johannesburg (27) 11 564 3203 Spain, Madrid (34) 91 3836080 Taiwan, Taipei (886) 2 2378 3456
 Turkey, Istanbul (90) 216 570 17 17 UK, High Wycombe (44) 01494 441181 USA, Canada: Beverly, MA (1) 978 867 2600